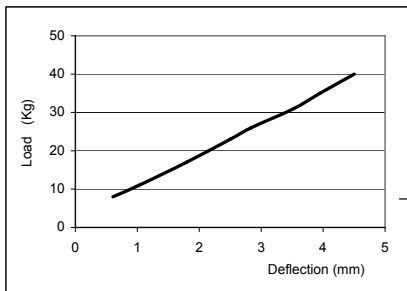


DYNAMIC CHARACTERISTICS

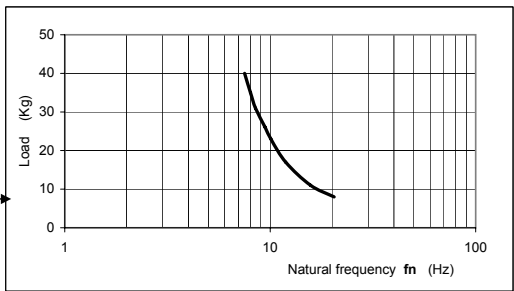
ANTIVIBRATION SUPPORT

Vibro - mini

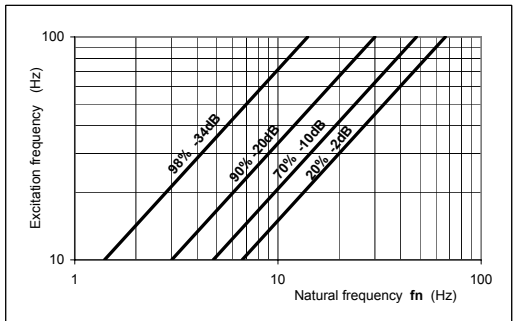
1. LOAD - DEFLECTION CURVES *



2. LOAD - NATURAL FREQUENCY CURVES



3. VIBRATION REDUCTION CHART



SELECTION METHOD

The deflection (mm) have to be checked, for different number of supports, in combination with the assessed load (Kg) per mounting point (chart 1).

Then the natural frequency, ($f_n = \frac{1}{2\pi} \sqrt{\frac{K}{M}}$) of the antivibration supports, can be calculated (chart 2)

From chart 3, with the assessed excitation frequency of the machine ($f_e = \text{rpm} / 60$) and the natural frequency from chart 2, we calculate the % theoretical vibration reduction (efficiency, η).

For achieving optimum results in special applications, we recommend to contact our technical department for selecting the best antivibration solution.

* (The tests were measured according to the EN 826-97 at National State Laboratories)